

CASTLESTONE

MANAGEMENT



AQA  
CAPITAL

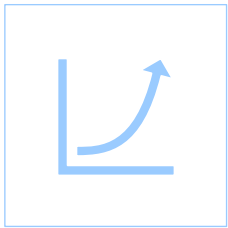
# LOW VOLATILITY INCOME UCITS FUND

# Low Volatility Fund Objective

The investment objective of the Fund is to generate capital growth through stock ownership whilst maintaining in aggregate lower volatility relative to the broader US equity market.

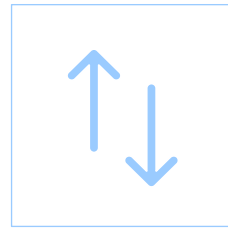
The Fund is expected to invest mainly in the US equity market with a focus on equities domiciled in the US or who are primarily exposed to US. In aggregate, the fund will seek for these investments to have lower volatility characteristics relative to the broader U.S. equity market. Up to 100% of the assets of the Sub-Fund may be invested in equities. The Fund is however not expected to have any specific industry, market capitalization or market sector bias.

## Why invest in Low Volatility Stocks



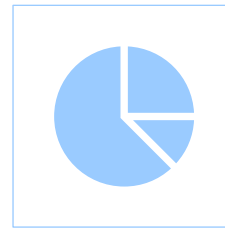
### **Low Volatility outperforms the S&P 500.**

Since 01/01/2000 Low Volatility stocks have outperformed the S&P 500 TR Index.



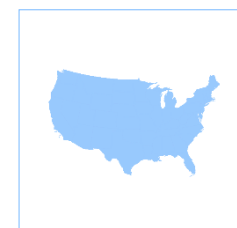
### **Lower Volatility on aggregate vs. the S&P 500 Index.**

Historically, the PowerShares S&P Low Volatility ETF captures 75% of the broad Indexes upside and 45% of the downside.



### **A core holding for all risk appetites.**

Equities form a part of all diversified portfolios whether Cautious, Balanced or Growth. Low Volatility equities can fit into all risk categories.



### **Broad Exposure to USA economy.**

Low Volatility has exposure to all 11 S&P 500 sectors. Low Volatility US equities can be used to complement a diversified balanced portfolio.

# Sectors and Weightings (%)

## SECTORS & WEIGHTINGS (%)\*

INFORMATION TECHNOLOGY	<b>36.99%</b>
CONSUMER DISCRETIONARY	<b>16.43%</b>
COMMUNICATION SERVICES	<b>12.38%</b>
FINANCIALS	<b>12.09%</b>
HEALTHCARE	<b>9.75%</b>
CONSUMER STAPLES	<b>5.36%</b>
INDUSTRIALS	<b>3.14%</b>
ENERGY	<b>2.58%</b>
MATERIALS	<b>0.60%</b>
UTILITIES	<b>0.44%</b>
REAL ESTATE	<b>0.24%</b>

## SECTORS & WEIGHTINGS (%)\*

UNITED STATES	<b>94.83%</b>
EUROPE	<b>5.17%</b>

## TOP 10 HOLDINGS (%)\*

APPLE INC	<b>9.75%</b>
NVIDIA	<b>8.52%</b>
MICROSOFT CORP	<b>8.38%</b>
THE LONDON TUNNELS PLC	<b>7.82%</b>
AMAZON INC	<b>5.07%</b>
FACEBOOK**	<b>3.47%</b>
TESLA	<b>2.44%</b>
ALPHABET INC-CL A	<b>2.31%</b>
BROADCOM INC	<b>2.19%</b>
ALPHABET INC-CL C	<b>2.13%</b>

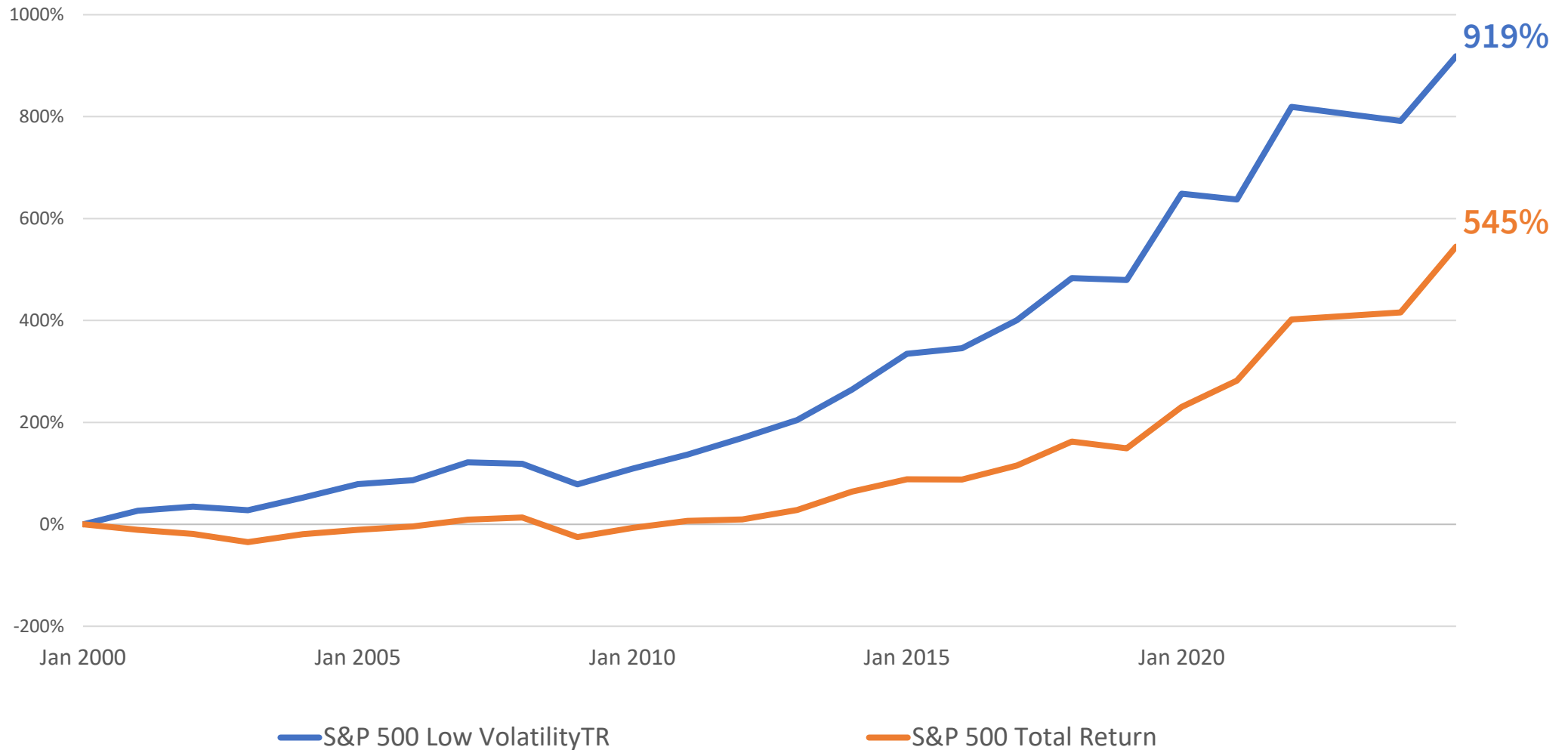
## BERKSHIRE HATHAWAY INC.



\*The holdings are subject to change, information in relation to the Fund is provided for context and illustration purposes, Figures as @ 31/12/2024

\*\*META PLATFORMS INC

# LOW VOL TR VS S&P 500 TR\* (From 31/12/1999 - 31/12/2024)



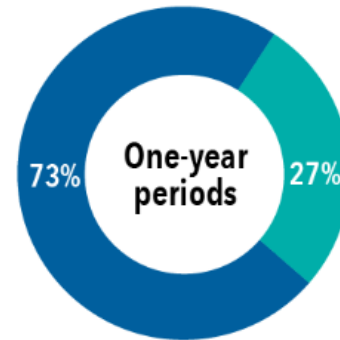
# It Pays To Stay Invested

## History has shown the longer the period, the greater the chances of a positive outcome

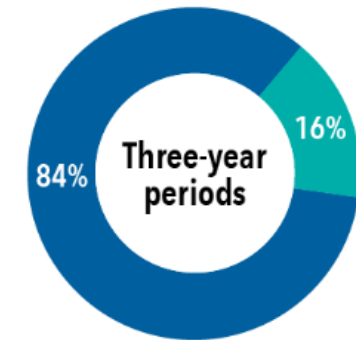
Over the past 94 years, the S&P 500 has gone up and down each year. In fact, 27% of those years had negative results. As you can see in the chart to the right, one-year investments produced negative results more often than investments held for longer periods. If those short-term one-year investors had held on for just two more years, they would have experienced nearly half as many negative periods.

And the longer the time frame — through highs and lows — the greater the chances of a positive outcome. Indeed, over the past 94 years, through December 31, 2022, 94% of 10-year periods have been positive ones. Investors who have stayed in the market through occasional (and inevitable) periods of declining stock prices historically have been rewarded for their long-term outlook.

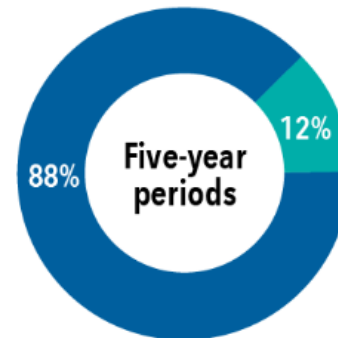
Rather than trying to predict highs and lows, it's important to stay invested through a full market cycle. Focus on the time you stay invested, not the timing of your investments.



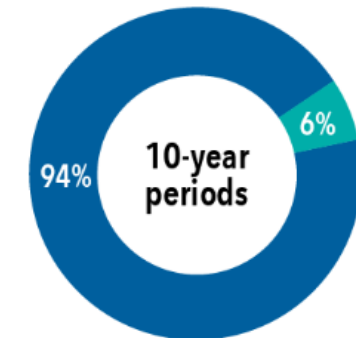
Positive periods: **69** Negative periods: **25**



Positive periods: **77** Negative periods: **15**



Positive periods: **79** Negative periods: **11**



Positive periods: **80** Negative periods: **5**

**\*Past performance is not a guarantee of future performance.**

Source: S&P 500 Index

# The Growth Rate for S&P 500 continues to improve.

The S&P 500 Index of US stocks is forecast to have its third-straight year of gains amid solid economic expansion and steady earnings growth, according to Goldman Sachs Research.

The benchmark index of US equities is projected to rise to 6,500 by the end of 2025, a 9% price gain from its current level and a 10% total return including dividends, David Kostin, chief US equity strategist at Goldman Sachs, writes in the team's report. Earnings are predicted to increase 11% in 2025 and 7% in 2026.

## Goldman Sachs Research's outlook for the S&P 500



Source: Goldman Sachs Research  
Dotted lines show Goldman Sachs Research forecasts

**Goldman  
Sachs**

**\*Past performance is not a guarantee of future performance.**

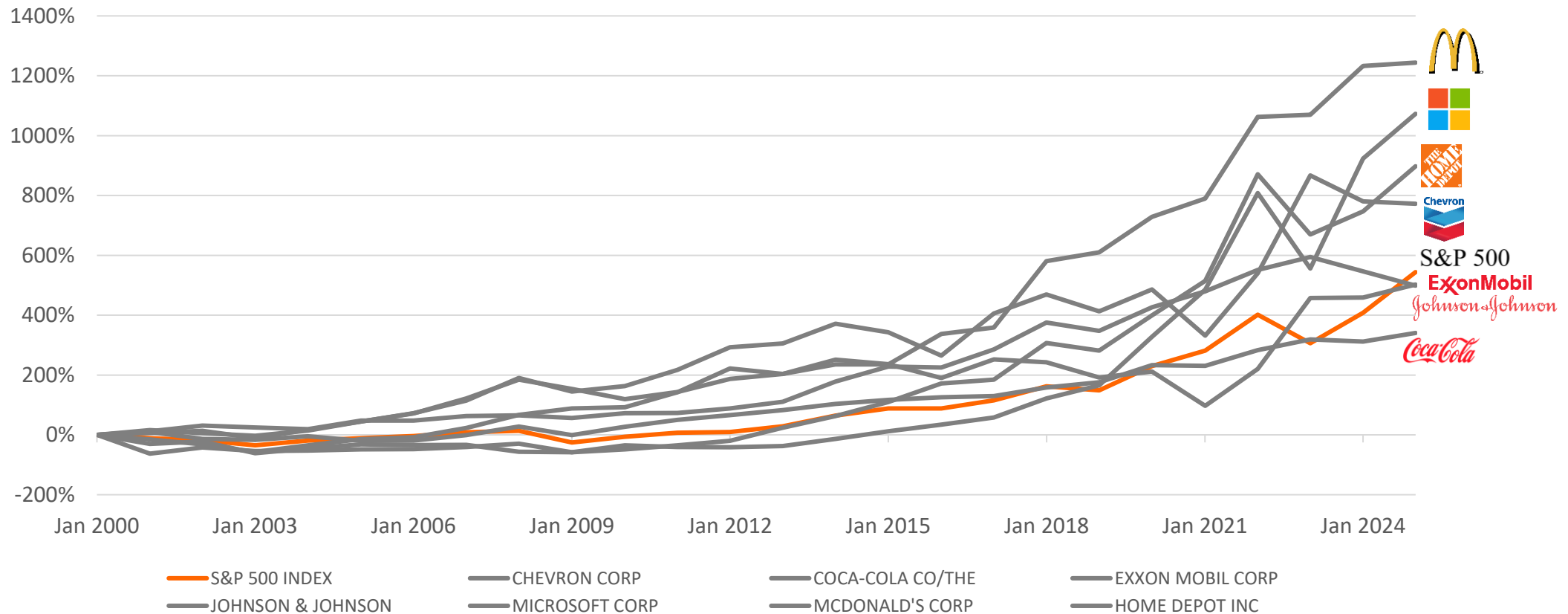
**Source: Goldman Sachs**

[www.castlestonmanagement.com](http://www.castlestonmanagement.com)

# Low Volatility Stocks Deliver Long Term Gains

Total Return for the Period 01/01/2000 – 31/12/2024

McDonalds	<b>1,244%</b>	Home Depot	<b>897%</b>	S&P 500 index	<b>544%</b>
Microsoft	<b>1,073%</b>	Johnson & Johnson	<b>499%</b>	Coca Cola	<b>341%</b>
Chevron	<b>772%</b>	Exxon Mobil	<b>502%</b>		

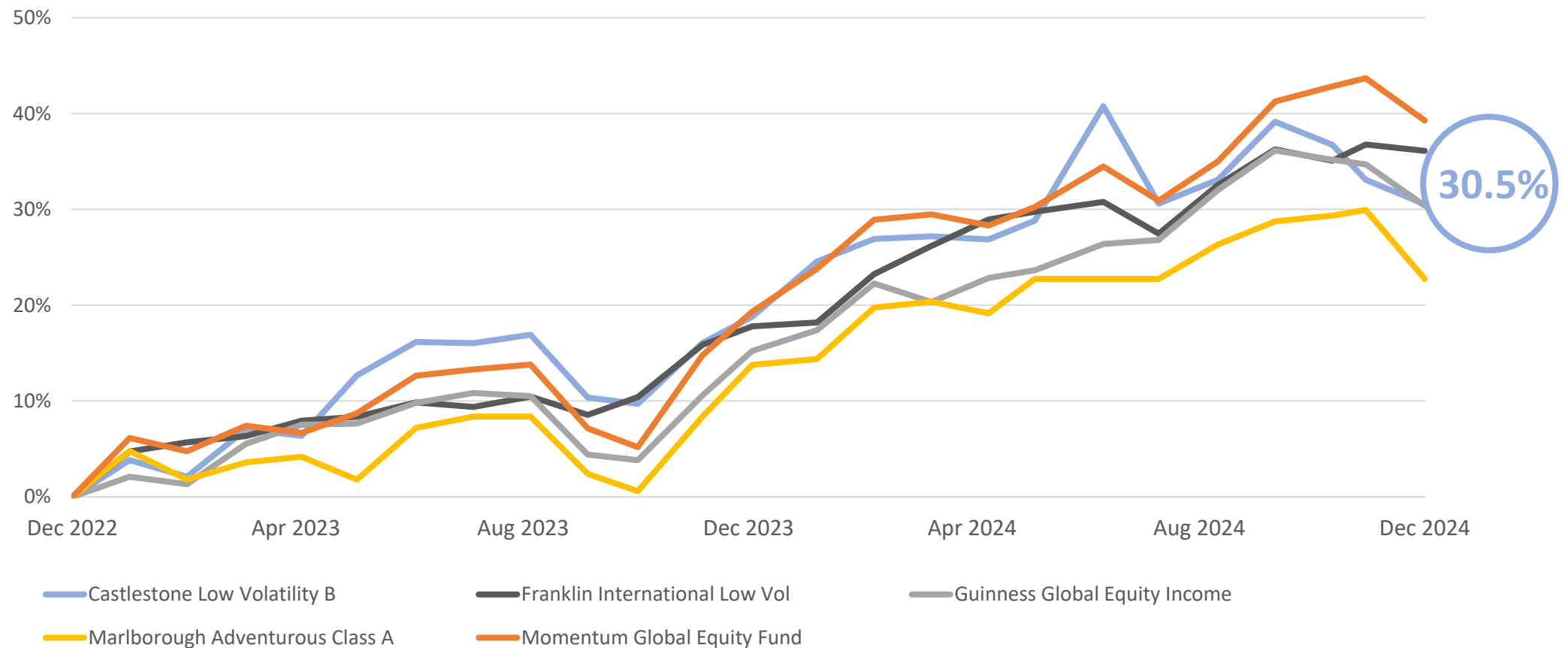


**\*Past performance is not a guarantee of future performance.  
Data from Bloomberg, charts by Castlestone Management LLC.**

# LOW VOL UCITS vs COMPS (From 31/12/2022 – 31/12/2024)

## Performance for the Period 31/12/2022 – 31/12/2024

Castlestone Low Volatility B	<b>30.52%</b>	Guinness Global Equity Income	<b>30.38%</b>	Momentum Global Equity Fund	<b>39.27%</b>
Franklin International Low Vol	<b>36.11%</b>	Marlborough Adventurous Class A	<b>22.75%</b>		





# Fund Information

**Transparent :** 100% transparency of the holdings of the Fund.

**No leverage:** The Fund does not employ leverage which can distort returns (positively or negatively)

**Diversified portfolio:** The Fund aims to generate capital growth from the equity market whilst maintaining in aggregate lower volatility relative to the broader US equity market. Available in USD, EUR, GBP.

**Liquidity:** - The fund will invest no less than 90% of its holdings in equities that are exchange listed. Full fund details available upon request.

CLASS ID	ISIN NUMBER	BLOOMBERG TICKER	TYPE OF SHARE CLASS	CURRENCY	MIN INVESTMENT / HOLDING	MIN SUBSEQUENT INVESTMENT	SUBSCRIPTION FEE	CDSC	MANAGEMENT FEE	ONGOING SALES CHARGE
A	MT7000024139	AQCLVIA MV	RDR / Clean	\$ USD	\$ 10,000	\$ 1,000	-	-	1.75%	-
AA	MT7000024147	AQCLVAA MV	RDR / Clean	€ EUR	€ 10,000	€ 1,000	-	-	1.75%	-
AAA	MT7000024154	AQCLAAA MV	RDR / Clean	£ GBP	£ 10,000	£ 1,000	-	-	1.75%	-
B	MT7000024162	AQCLVIB MV	CDSC	\$ USD	\$ 10,000	\$ 1,000	-	Up to 6%	1.75%	1.00%
BB	MT7000028999	AQCLVBB MV	CDSC	€ EUR	€ 10,000	€ 1,000	-	Up to 6%	1.75%	1.00%
BBB	MT7000024170	AQCLBBB MV	CDSC	£ GBP	£ 10,000	£ 1,000	-	Up to 6%	1.75%	1.00%
C	MT7000024188	AQCLVIC MV	Sub fee	\$ USD	\$ 10,000	\$ 1,000	Up to 6%	-	1.75%	1.00%
CCC	MT7000024196	AQCLCCC MV	Sub fee	£ GBP	£ 10,000	£ 1,000	Up to 6%	-	1.75%	1.00%
D	MT7000024584	AQCLVID MV	CDSC	\$ USD	\$ 5,000	\$ 500	-	Up to 4%	1.75%	1.00%
DDD	MT7000024592	AQCLDDD MV	CDSC	£ GBP	£ 5,000	£ 500	-	Up to 4%	1.75%	1.00%
E	MT7000024600	AQCLVIE MV	Sub fee	\$ USD	\$ 5,000	\$ 500	Up to 4%	-	1.75%	1.00%
EEE	MT7000024618	AQCLEEE MV	Sub fee	£ GBP	£ 5,000	£ 500	Up to 4%	-	1.75%	1.00%
FFF	MT7000025342	AQCLVFF MV	Sub fee	£ GBP	£ 1,000	£ 500	Up to 4%	-	1.25%	-

# Key Facts

## QUICK FACTS

Asset Class	Equity-Global
Regulatory Structure	UCITS
Domicile	Malta
Launch Date	02/01/2019
Sub Fund Base Currency	USD
Share Class Currencies	USD/GBP/EUR
Share Class Available	Entry/Exit/Clean
Minimum Initial Investment	10,000/5,000/1,000
Dealing frequency	Daily
SICAV Size	*€260.78 m
SICAV	AQA UCITS SICAV PLC

## COUNTERPARTIES

Advisor	Castlestone Management LLC
Fund Manager	AQA Capital Ltd
Custodian	Swissquote Financial Services (Malta) Ltd
Administrator	Calamatta Cuschieri Fund Services Ltd
Auditor	Deloitte Audit Ltd Malta
Regulator	Malta Financial Services Authority

## INTERNATIONAL SALES TEAM

James Loxton	+44 7957 315474
William Morris	+44 1243 836722
George Harris	+44 7972 028519

# Disclaimer

AQA UCITS Fund SICAV plc is licensed in Malta by the Malta Financial Services Authority as an undertaking for collective investment in transferable securities (UCITS).

This document is issued by Castlestone Management LLC (“We”). The information contained in this document is not directed at, nor is it intended for distribution to, or use by, persons in any jurisdiction in which the investment products are not authorized for distribution or in which the dissemination of information regarding the investment products is not permitted. This document is not offering to sell any product. Any investment in the Fund is required to be undertaken in line with the Offering Supplement of the Fund. Copies of the Offering Supplement, audited annual financial statements and half-yearly reports and the key investor information documents (in English Language) are available free of charge upon request. We will not be liable for any use you make of any information in this document. We are not your advisor or fiduciary. We are not recommending or making any representations as to suitability of any product or the tax, legal or accounting treatment of any product. We are not responsible for information stated to be obtained or derived from third party sources. All opinions are given as of the date hereof and are subject to change. We are not obliged to inform you of any such changes. Any projections and opinions expressed herein are expressed solely as general market commentary and do not constitute investment advice or guaranteed return. They represent the views of Castlestone Management LLC at the time of publication and are subject to change without notice. Any simulated performance data and/or past performance data contained herein is not a reliable indicator or guarantee of future performance. An investment in the Fund may include a commission or sales fee which is charged at the time of the initial purchase of the investment and may be deducted from the invested amount

therefore lowering the size of your investment. A redemption / contingent deferred sales charge may be charged at the time you redeem your investor and such charge may have an impact on the amount of money you receive back upon your redemption. Income from investments may fluctuate and investors may not recoup the amount originally invested. An investment in the Fund may be effected by changes in currency exchange rates. If you redeem your investment before 6 years, you may be at higher risk of losing some, or all of, the money you invest. Any forward-looking statements concerning the financial condition, results of operations and businesses of Castlestone Management LLC expressed or implied, are based on management’s current expectations and assumptions, which may change without notice, and are no guarantee of future results, performance or events.

Nothing in this document constitutes a representation that any investment strategy or recommendation is suitable or appropriate to an investor’s individual circumstances or otherwise constitutes a personal recommendation. Investments involve risks, and investors should exercise prudence and their own judgement in making their investment decisions. Investors and prospective investors should make reference to the risk warnings set out in the Offering Supplement of the Fund. This document is confidential. No part of it may be reproduced, distributed or transmitted without Castlestone Management LLC’s written permission. Neither this document nor any copy of it may be distributed, directly or indirectly, in the United States of America or its territories or possessions (the “United States” or to any US Person as defined in Regulations under the United States Securities Act of 1933 (as amended)). Any failure to comply with these restrictions may constitute a violation of United States securities law. This is not exhaustive; other

regional-specific wording may apply. If in doubt, please consult with Castlestone Management LLC’s Compliance department. Castlestone Management LLC is a registered investment adviser in the state of New Jersey. Being registered does not imply a certain level of skill or training. Investment in any Fund involves significant risks. A prospective or continuing investor should not invest in any Fund unless satisfied that it and/or its investment representative or professional adviser has/have asked for and received all information which would enable it or both of them to evaluate the risks in terms of an investment or continued investment in the Fund. The information in this document has not been approved or verified by the United States Securities and Exchange Commission or by any state securities authority. No invitation to the public in Hong Kong to buy or subscribe for any product is permitted to be made. You should consult your own attorney, business adviser and tax adviser as to legal, business, tax and related matters concerning any of the contents of this document. This is a marketing communication. Please refer to the prospectus of the UCITS and to the PRIIPS KID before making any final investment decisions. This document is prepared for information purposes only and should not be interpreted as investment advice.

Additional information about Castlestone Management LLC is available on the United States Securities and Exchange Commission’s website at <https://adviserinfo.sec.gov/firm/summary/170379>.

## WARNING

The contents of this document have not been reviewed by any regulatory authority in Hong Kong. You are advised to exercise caution in relation to the offer. If you are in any doubt about any of the contents of this document, you should obtain independent professional advice.