

CASTLESTONE

MANAGEMENT

AQA
CAPITAL



Sectors and Weightings (%)

SECTORS & WEIGHTINGS (%)*

INFORMATION TECHNOLOGY	46.00%
COMMUNICATION SERVICES	22.69%
CONSUMER DISCRETIONARY	20.04%
PRIVATE DEBT	8.46%
FINANCIALS	2.81%

GEOGRAPHICAL BREAKDOWN (%)*

UNITED STATES	65.27%
EUROPE	21.55%
CHINA	7.27%
TAIWAN	2.24%
SOUTH KOREA	2.08%
INDIA	1.59%

TECHNOLOGY HOLDINGS HELD BY FAANG+



FAANG+ Fund Objective

The investment objective of the Sub-Fund is to generate capital growth mainly through exposure to the development, advancement and use of technology. The Sub-Fund will be invested predominantly in global technology equities some of which are familiarised by the acronym “FAANG” defining the most well-known technology equities, Apart from the FAANG equities, the Sub-Fund will also invest in other large technology stocks. The Sub-Fund may at any point in time deviate from allocating assets to the FAANG equities if this is deemed feasible in order to achieve the investment objective of the Sub-Fund.

Why invest in FAANG+ UCITS



Growth Story

FAANG+ offers exposure to companies that dominate the technology sector and have a history of strong growth over the long-term.



Market Leaders in Different Sectors

UCITS diversified portfolio of the leading technology stocks in the S&P 500 Index and MSCI World Index. Exposure to some of the largest tech companies in the US, China, Taiwan, India, Korea & Europe.



Inflows from Passive Investors

The S&P 500 is a market capitalisation weighted Index. The market cap of the FAANG+ stocks and Microsoft represent approximately 25% of the S&P 500 Index. This means that for every \$100 invested into the S&P 500 Index, approximately \$25 is invested into FAANG stocks and Microsoft.

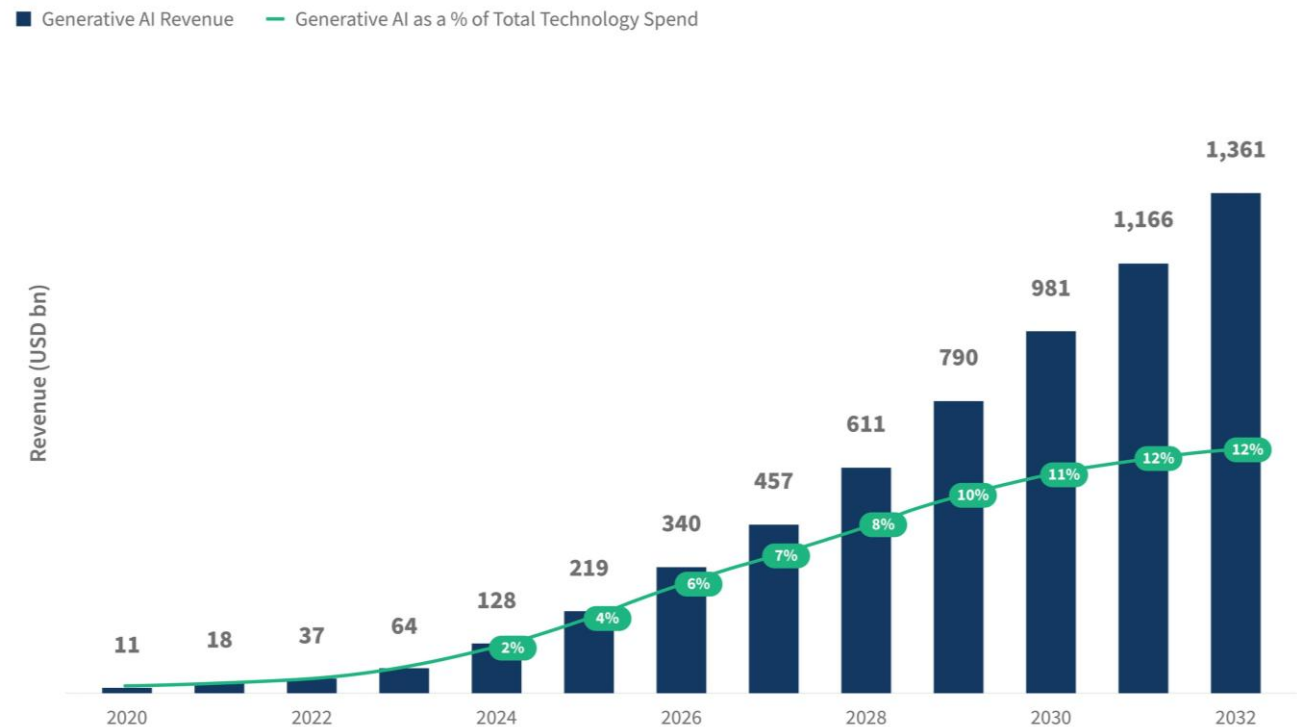


Broad Exposure to Global Technology Companies

FAANG+ holds names diversified across the Information Technology, Communication Services, Financial and Consumer Discretionary sectors, spread throughout four global geographic locations.

Artificial Intelligence spending continued to drive growth in the tech sector

Generative AI is reshaping industries by automating workflows, facilitating creativity and enabling intelligent decision-making. Generative AI is not just a trend — it's a paradigm shift that redefines how businesses operate, innovate and compete. Unlike previous technological advancements that primarily enhanced efficiency, generative AI enables entirely new capabilities: automating decision-making, generating human-like content and continuously learning from data in real-time. This shift moves beyond simple automation to true intelligence, making AI an active participant in business strategy and execution rather than just an optimization tool.



Source: Bloomberg Intelligence's forecasts

13 Top Trends in the Tech Industry for 2025

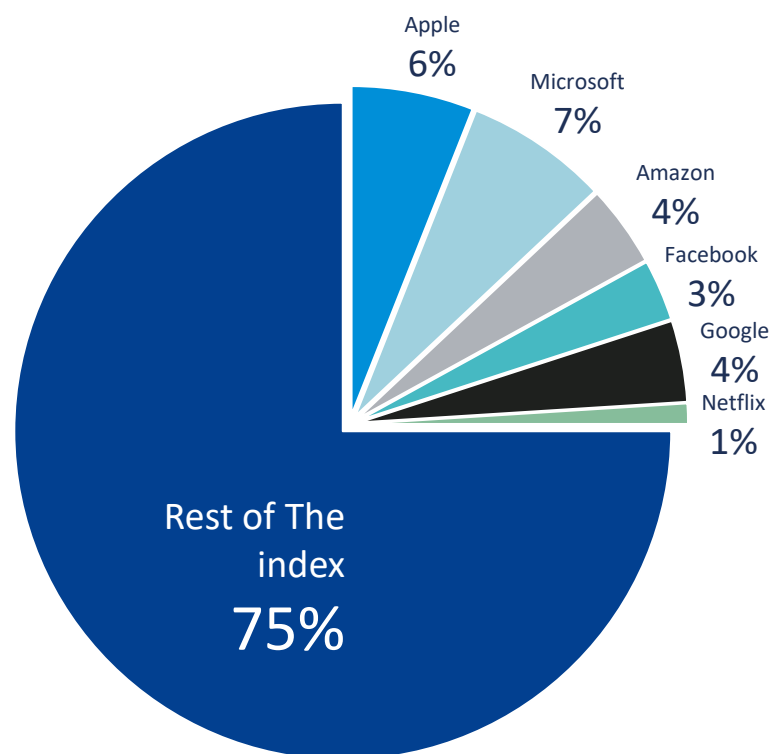
FAANG has exposure to the top technology trends of 2025

The tech industry is on the cusp of breakthroughs that will reshape how we do business. From AI advancements to the growing importance of data security & immersive technologies, the landscape is rapidly evolving. These are the leading trends of 2025.



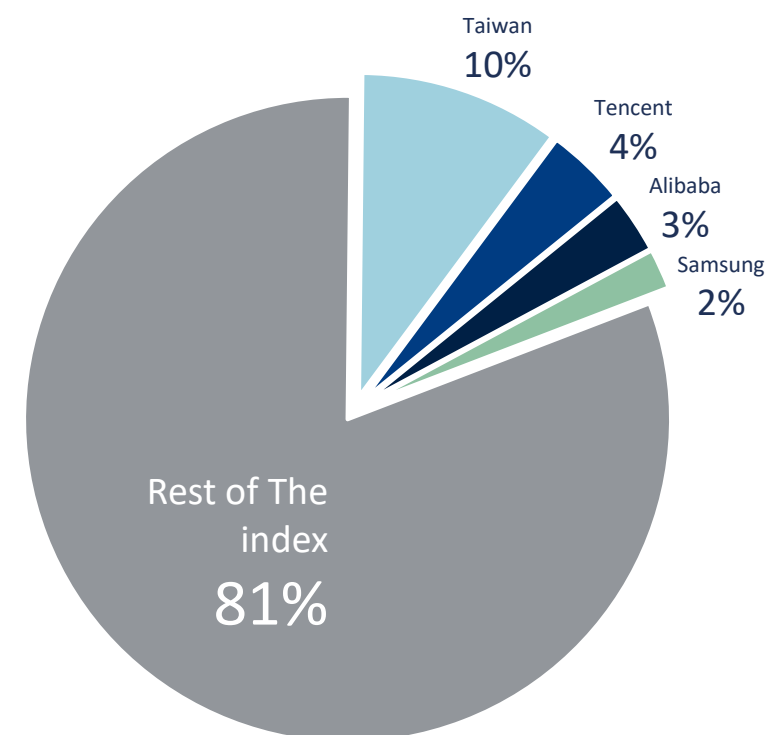
Source: www.daffodilsw.com

FAANG Stocks + Microsoft represents
25% of the S&P 500 Index
(as of 30/06/2025)*



S&P 500 index*

FAANG+ Stocks represent 19%
of the MSCI EM Index
(as of 30/06/2025)**

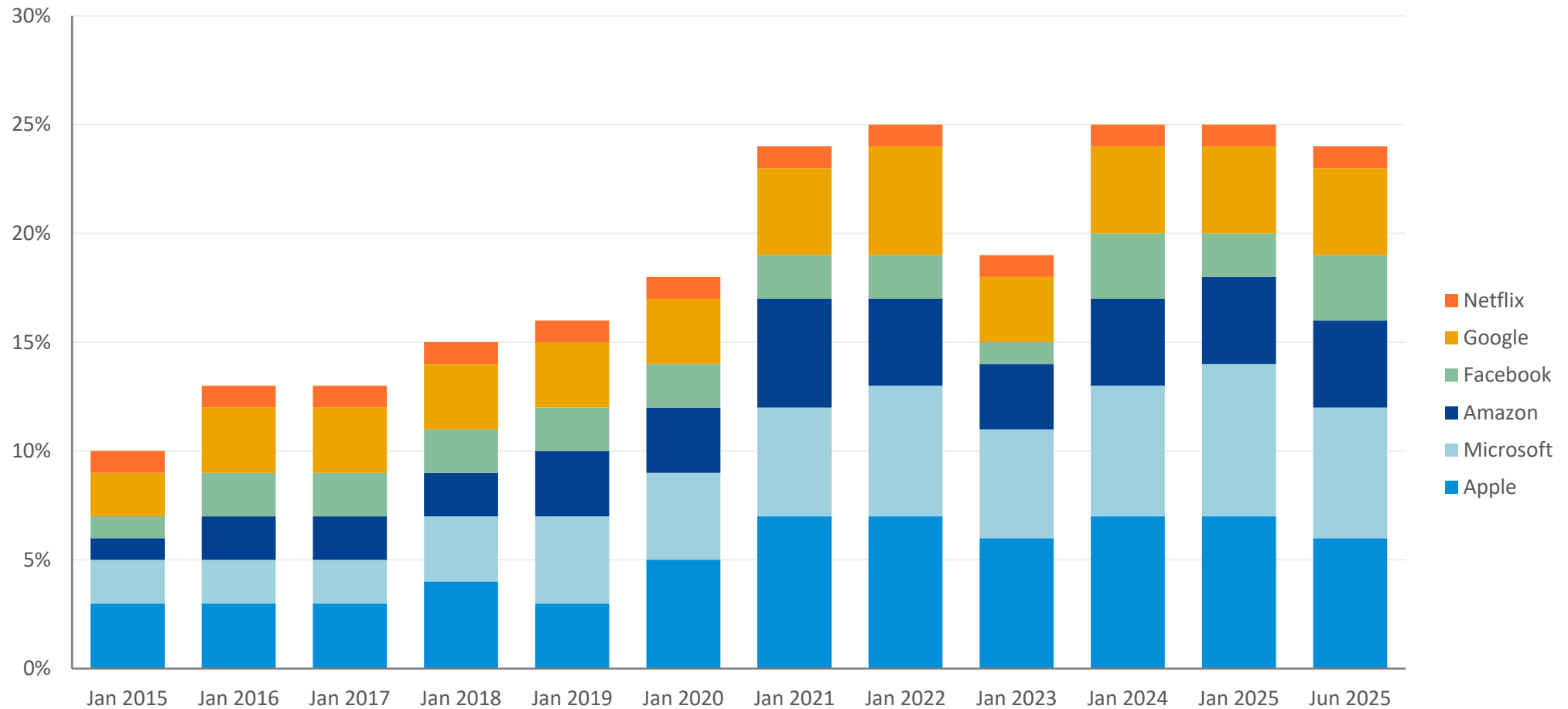


MSCI EM Index**

*Data from Bloomberg, charts by Castlestone Management LLC.

** Data from MSCI, charts by Castlestone Management LLC.

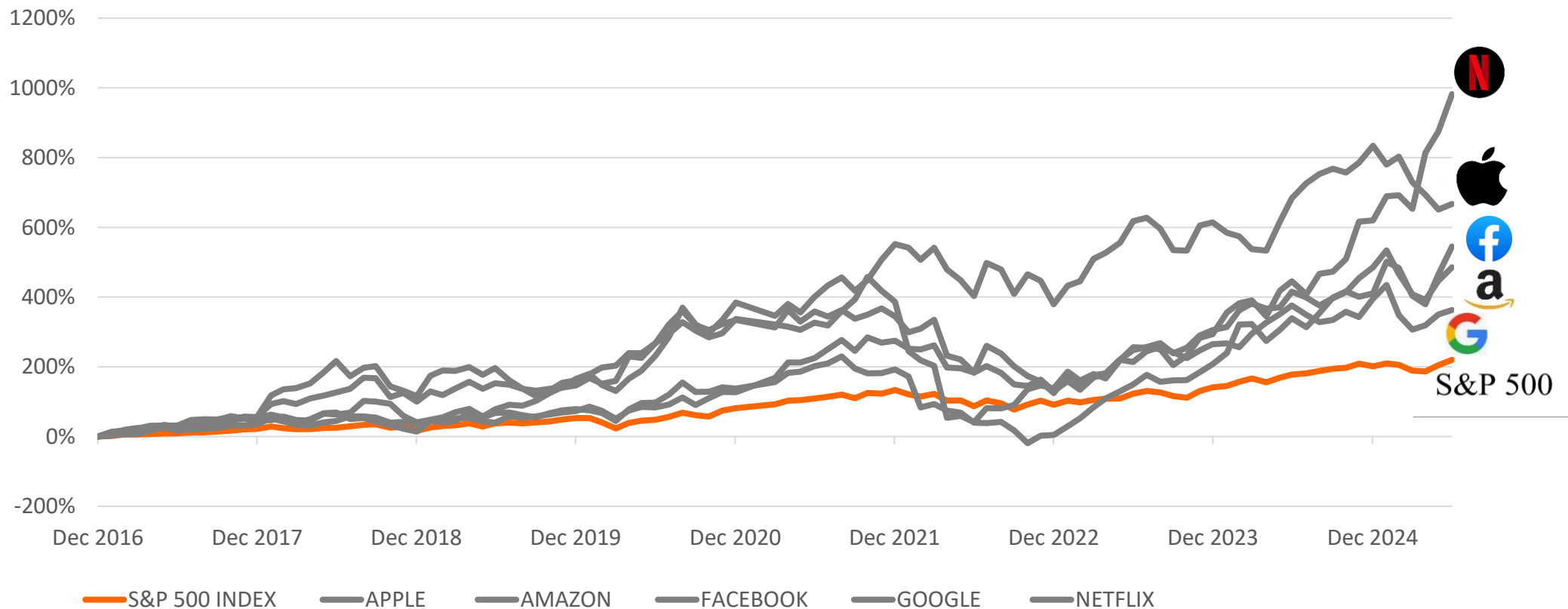
FAANG+ Stocks as a % of the S&P 500 index



FAANG Stocks VS The S&P 500 index (since 2017)

Total Return for the Period 30/12/2016 – 30/06/2025

Apple	729%	Google	307%
Netflix	653%	Facebook*	403%
Amazon	407%	S&P 500 index	189%



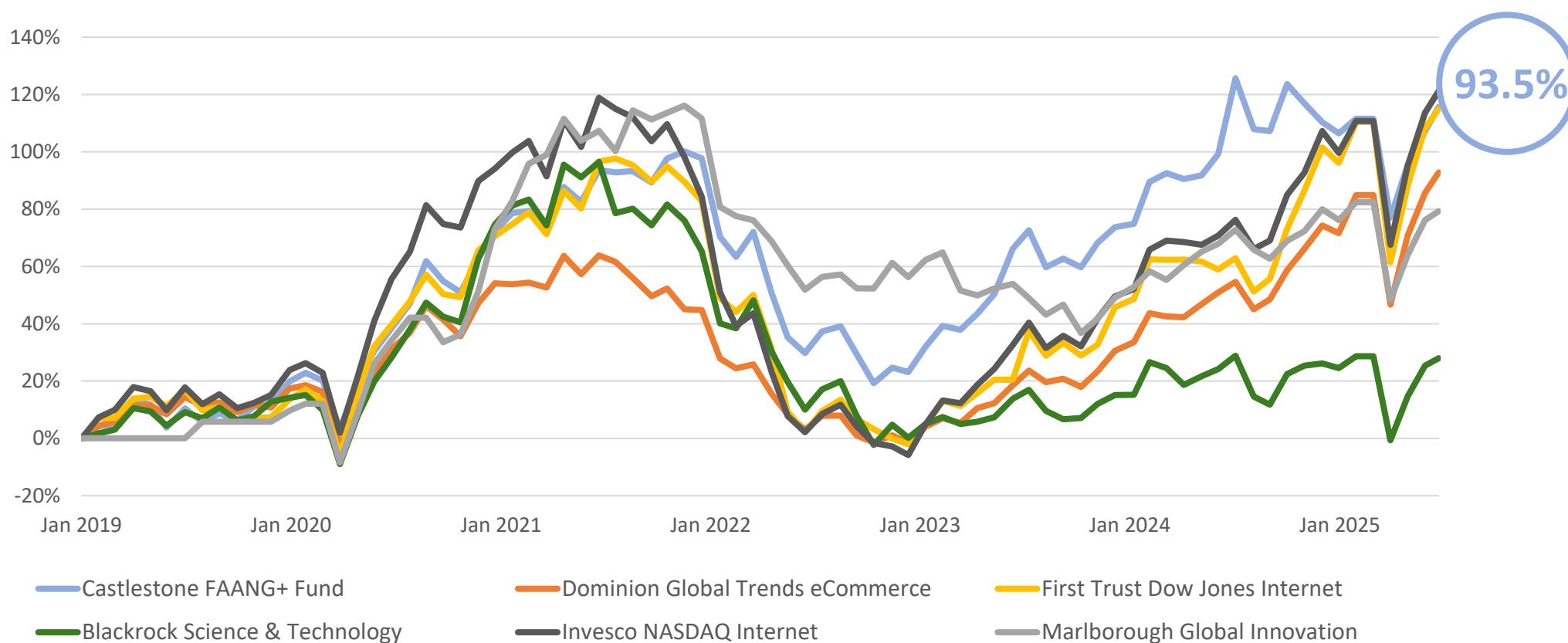
FAANG+ Price

Prices % change for the Period 09/01/2019 – 30/06/2025

Castlestone FAANG+ UCITS Fund **115.71%**
 Dominion Global Trends eCommerce **92.78%**

First Trust Dow Jones Internet **115.00%**
 Blackrock Science & Technology **27.97%**

Invesco NASDAQ Internet **121.23%**
 Marlborough Global Innovation **79.32%**



Past performance is not a guarantee of future performance.

Data from Bloomberg based on most recent prices, charts by Castlestone Management LLC.

Fund Overview

AQA UCITS Fund SICAV plc

is licensed in Malta by the Malta Financial Services Authority ("MFSA") as an undertaking for collective investment in transferable securities (UCITS) (the "Scheme"). FAANG+ UCITS Fund is a sub-fund within AQA UCITS Fund SICAV plc (the "Fund"). The Scheme and the Fund are managed by AQA Capital Ltd., a Maltese UCITS Management Company licensed by the MFSA (the "Manager"). Castlestone Management LLC provides advice in relation to the investments to be made by the Manager in respect of the Fund.

Investment Objective

The Fund will focus on US and global tech companies. The Fund will have no leverage and predominantly hold exchange traded equities diversified under 5/10/40 rules of UCITS. The fund will also have the ability to use an option strategy targeting premium income from selling covered call options against the underlying holdings.

What is FAANG ?

Facebook, Apple, Amazon, Netflix, Google. Each of the FAANG stocks is included in the S&P 500 Index. Since the S&P 500 is a broad representation of the market, the movement of the market mirrors the movement of the index. Together, the FAANGs make up approximately 19% of the S&P, which has a total of 500 of the largest companies trading on the NYSE and NASDAQ. Adding Microsoft to the FAANGs represents approximately 25% of the S&P 500 Index.

Holdings Concentration

We aim to maintain weightings for the top 5 holdings (FAANG) as close to 8% as possible. These 5 stocks cannot be over 40% of the portfolio. This helps clients who become concerned on soaring selected firm valuations skewing the portfolio concentration.

Why Own FAANG+ Stocks ?

FAANG+ stocks are some of the most popular and attractive stocks to own and should be considered in a portfolio due to their high growth potential. Approximately 24% of all money going into tracker funds of the S&P 500 Index and ETFs related to them both are allocated to FAANG+ stocks.

What is "+" ?

The equivalent? major tech names in Emerging Markets that have the largest market capitalizations and so weightings in the index (MSCI Emerging Markets). We have also included the next major tech names in developed markets to give the portfolio diversification across more stocks.

Fund Information

Transparent: Transparency of the holdings of the Fund.

No leverage: The Fund does not employ leverage which can distort returns (positively or negatively)

Diversified portfolio: Holdings across global technology and communication sectors. Available in USD, EUR, GBP.

Daily liquidity: - The Sub-Fund may at any point in time deviate from allocating assets to the FAANG equities if this is deemed feasible in order to achieve the investment objective of the Sub-Fund

CLASS ID	ISIN NUMBER	BLOOMBERG TICKER	TYPE OF SHARE CLASS	CURRENCY	MIN INVESTMENT / HOLDING	MIN SUBSEQUENT INVESTMENT	SUBSCRIPTION FEE	CDSC	MANAGEMENT FEE	ONGOING SALES CHARGE
A	MT7000024030	CASFAUA MV	RDR / Clean	\$ USD	\$ 10,000	\$ 1,000	-	-	1.75%	-
AA	MT7000024048	CASFUAA MV	RDR / Clean	€ EUR	€ 10,000	€ 1,000	-	-	1.75%	-
AAA	MT7000024055	CASFAAA MV	RDR / Clean	£ GBP	£ 10,000	£ 1,000	-	-	1.75%	-
B	MT7000024063	CASFAUB MV	CDSC	\$ USD	\$ 10,000	\$ 1,000	-	Up to 6%	1.75%	1.00%
BB	MT7000029005	CASFABB MV	CDSC	€ EUR	€ 10,000	€ 1,000	-	Up to 6%	1.75%	1.00%
BBB	MT7000024071	CASFBBB MV	CDSC	£ GBP	£ 10,000	£ 1,000	-	Up to 6%	1.75%	1.00%
C	MT7000024089	CASFAUC MV	Sub fee	\$ USD	\$ 10,000	\$ 1,000	Up to 6%	-	1.75%	1.00%
CCC	MT7000024097	CASFCCC MV	Sub fee	£ GBP	£ 10,000	£ 1,000	Up to 6%	-	1.75%	1.00%
D	MT7000024543	CASFAUD MV	CDSC	\$ USD	\$ 5,000	\$ 500	-	Up to 4%	1.75%	1.00%
DDD	MT7000024550	CASFDDD MV	CDSC	£ GBP	£ 5,000	£ 500	-	Up to 4%	1.75%	1.00%
E	MT7000024568	CASFAUE MV	Sub fee	\$ USD	\$ 5,000	\$ 500	Up to 4%	-	1.75%	1.00%
EEE	MT7000024576	CASFEEE MV	Sub fee	£ GBP	£ 5,000	£ 500	Up to 4%	-	1.75%	1.00%

Key Facts

QUICK FACTS

Asset Class	Equity-Global
Regulatory Structure	UCITS
Domicile	Malta
Launch Date	02/01/2019
Sub Fund Base Currency	USD
Share Class Currencies	USD/GBP/EUR
Share Class Available	Entry/Exit/Clean
Minimum Initial Investment	10,000/5,000/1,000
Dealing frequency	Daily
SICAV Size	*€257.49m
SICAV	AQA UCITS SICAV PLC

COUNTERPARTIES

Advisor	Castlestone Management LLC
Fund Manager	AQA Capital Ltd
Custodian	Swissquote Financial Services (Malta) Ltd
Administrator	Calamatta Cuschieri Fund Services Ltd
Auditor	Deloitte Audit Ltd Malta
Regulator	Malta Financial Services Authority

INTERNATIONAL SALES TEAM

James Loxton	+44 7957 315474
William Morris	+44 1243 836722
George Harris	+44 7972 028519

Disclaimer

AQA UCITS Fund SICAV plc is licensed in Malta by the Malta Financial Services Authority as an undertaking for collective investment in transferable securities (UCITS).

This document is issued by Castlestone Management LLC ("We"). The information contained in this document is not directed at, nor is it intended for distribution to, or use by, persons in any jurisdiction in which the investment products are not authorized for distribution or in which the dissemination of information regarding the investment products is not permitted. This document is not offering to sell any product. Any investment in the Fund is required to be undertaken in line with the Offering Supplement of the Fund. Copies of the Offering Supplement, audited annual financial statements and half-yearly reports and the key investor information documents (in English Language) are available free of charge upon request. We will not be liable for any use you make of any information in this document. We are not your advisor or fiduciary. We are not recommending or making any representations as to suitability of any product or the tax, legal or accounting treatment of any product. We are not responsible for information stated to be obtained or derived from third party sources. All opinions are given as of the date hereof and are subject to change. We are not obliged to inform you of any such changes. Any projections and opinions expressed herein are expressed solely as general market commentary and do not constitute investment advice or guaranteed return. They represent the views of Castlestone Management LLC at the time of publication and are subject to change without notice. Any simulated performance data and/or past performance data contained herein is not a reliable indicator or guarantee of future performance. An investment in the Fund may include a commission or sales fee which is charged at the time of the initial purchase of the investment and may be deducted from the invested amount

therefore lowering the size of your investment. A redemption / contingent deferred sales charge may be charged at the time you redeem your investment and such charge may have an impact on the amount of money you receive back upon your redemption. Income from investments may fluctuate and investors may not recoup the amount originally invested. An investment in the Fund may be effected by changes in currency exchange rates. If you redeem your investment before 6 years, you may be at higher risk of losing some, or all of, the money you invest. Any forward-looking statements concerning the financial condition, results of operations and businesses of Castlestone Management LLC expressed or implied, are based on management's current expectations and assumptions, which may change without notice, and are no guarantee of future results, performance or events.

Nothing in this document constitutes a representation that any investment strategy or recommendation is suitable or appropriate to an investor's individual circumstances or otherwise constitutes a personal recommendation. Investments involve risks, and investors should exercise prudence and their own judgement in making their investment decisions. Investors and prospective investors should make reference to the risk warnings set out in the Offering Supplement of the Fund. This document is confidential. No part of it may be reproduced, distributed or transmitted without Castlestone Management LLC's written permission. Neither this document nor any copy of it may be distributed, directly or indirectly, in the United States of America or its territories or possessions (the "United States" or to any US Person as defined in Regulations under the United States Securities Act of 1933 (as amended)). Any failure to comply with these restrictions may constitute a violation of United States securities law. This is not exhaustive; other

regional-specific wording may apply. If in doubt, please consult with Castlestone Management LLC's Compliance department. Castlestone Management LLC is a registered investment adviser in the state of New Jersey. Being registered does not imply a certain level of skill or training. Investment in any Fund involves significant risks. A prospective or continuing investor should not invest in any Fund unless satisfied that it and/or its investment representative or professional adviser has/have asked for and received all information which would enable it or both of them to evaluate the risks in terms of an investment or continued investment in the Fund. The information in this document has not been approved or verified by the United States Securities and Exchange Commission or by any state securities authority. No invitation to the public in Hong Kong to buy or subscribe for any product is permitted to be made. You should consult your own attorney, business adviser and tax adviser as to legal, business, tax and related matters concerning any of the contents of this document.

This is a marketing communication. Please refer to the prospectus of the UCITS and to the PRIIPS KID before making any final investment decisions. This document is prepared for information purposes only and should not be interpreted as investment advice.

Additional information about Castlestone Management LLC is available on the United States Securities and Exchange Commission's website at <https://adviserinfo.sec.gov/firm/summary/170379>.

WARNING

The contents of this document have not been reviewed by any regulatory authority in Hong Kong. You are advised to exercise caution in relation to the offer. If you are in any doubt about any of the contents of this document, you should obtain independent professional advice.